

SENIOR PARENT NIGHT
COLLEGE APPLICATION
WORKSHOP

Whippany Park High School

Sept. 27, 2011

Tonight's Focus



- **Using Naviance/Family Connection in the College Application Process**

<https://connection.naviance.com/whippanypark>

- **Beginning the College Application process:**
What should I be doing now through the winter of my senior year?

About the College Process

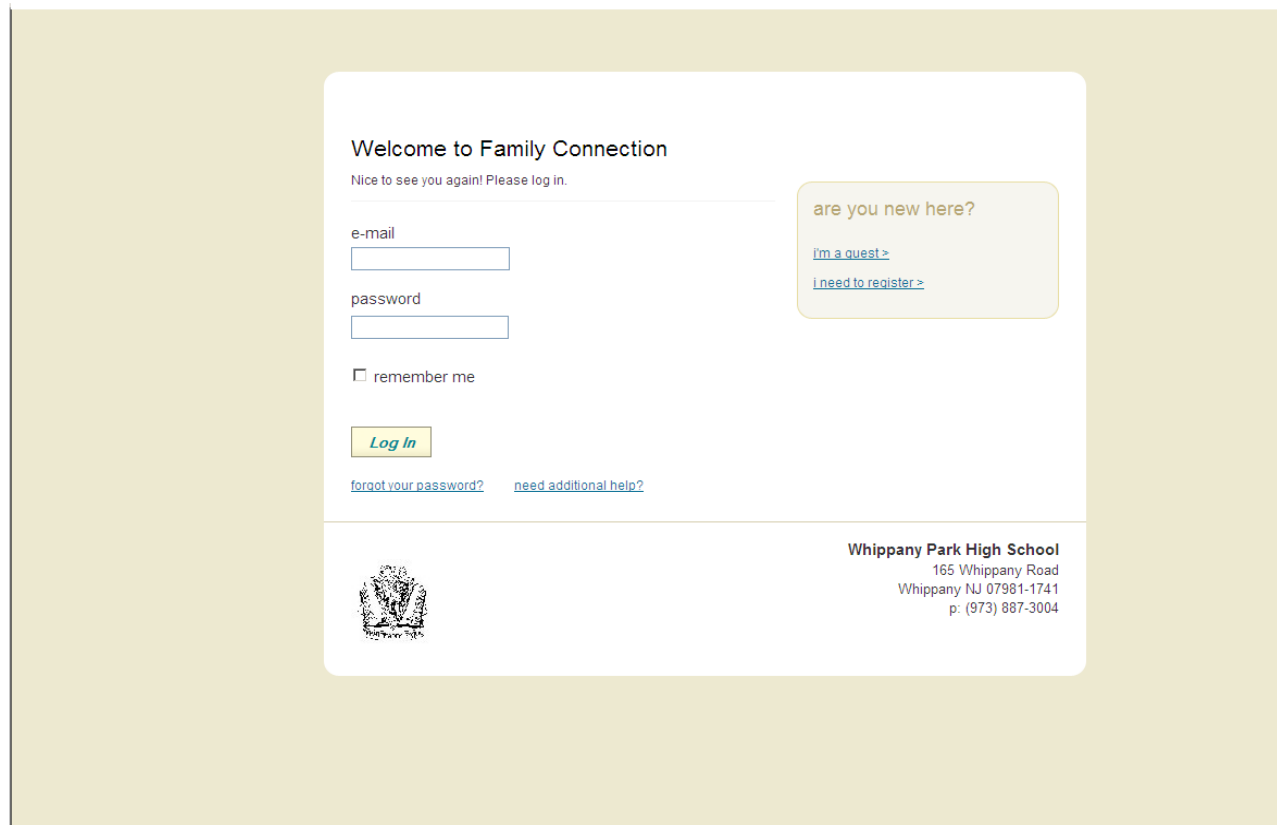
- ❑ Keep the process in perspective
- ❑ Work together as a family
- ❑ Students must take ownership
- ❑ Discuss finances openly
- ❑ Start early and meet all deadlines



Link to Naviance *Family Connection*

<https://connection.naviance.com/whippanypark>

Use *Colleges I'm Thinking About* to track colleges



The screenshot shows a login page titled "Welcome to Family Connection" with the subtitle "Nice to see you again! Please log in." It features input fields for "e-mail" and "password", a "remember me" checkbox, and a "Log In" button. There are also links for "forgot your password?" and "need additional help?". A sidebar on the right asks "are you new here?" with links for "i'm a quest>" and "i need to register>". At the bottom, the Whippany Park High School logo and contact information are displayed.

Welcome to Family Connection
Nice to see you again! Please log in.

e-mail


password

remember me

[Log In](#)


[forgot your password?](#) [need additional help?](#)

are you new here?
[i'm a quest>](#)
[i need to register>](#)

 **Whippany Park High School**
165 Whippany Road
Whippany NJ 07981-1741
p: (973) 887-3004

College Rep Visits

- You should inform your teachers when you are going to be out of class. It is your responsibility to make up work.
- Sign up via Naviance several days in advance. Pick up your pass in Guidance!
- Come prepared to the visit with informed questions to ask the reps. This is a great opportunity to make a positive first impression.



Final testing arrangements

- SAT—Visit www.collegeboard.com
 - Oct. 1st—Standby only!
 - Nov. 5th—Registration deadline = Oct. 7th
 - Dec. 3rd—Registration deadline = Nov. 8th

- ACT—Visit www.actstudent.org
 - Oct. 22nd—Late Registration only=Sept. 30th
 - Dec. 10th—Registration deadline = Nov. 4th

NCAA Clearinghouse

- ❑ REMEMBER: Register online with the NCAA (www.ncaaclearinghouse.net)
- ❑ You will need a credit card number.
- ❑ Bring transcript release forms to the Guidance Office.



What Colleges Look At:

Main components to an application:

- ❑ Grades
 - ❑ Rigor of courses
 - ❑ Test scores
 - ❑ Extra-curriculars
 - ❑ Recommendation
 - ❑ Essay
-
- ❑ Your essay and the teacher/counselor recommendations shine a light on all components!



The Common Application

- The site contains information about all 456 colleges and universities that accept the Common Application.

www.commonapp.org



- Select College Search under the Member Colleges & Universities tab to see if a school accepts the Common App
- Some Common App schools also require a supplement to complete the process
- Using the Common App can save time!

BRAG SHEETS

- ❑ Submit Parent brag sheet.
- ❑ Submit Senior Profile
- ❑ Submit Activity Sheet and/or a resume.

Turn in directly to your counselor **ASAP**.


Due on Friday!



Teacher Recommendation

Procedure for Students:

- Courteously ask the teacher.
- Provide the teacher with a folder that contains a Teacher Recommendation Form, and, when possible, any teacher recommendation cover forms from Common App or college
- Complete the entire applicant section and sign the waiver form for letters of recommendation and secondary school report.




Sending and Releasing SAT/ACT Scores: Important!

- It is your responsibility to release and send your scores!
- You can do this online (Go to www.actstudent.org or www.collegeboard.com)
- Just have school codes ready to go!
- Our code: **311614**
- Be sure to save the confirmation for your records.
- Score Choice for SAT's & ACT's
- Keep all records and copies of reports in one place.



WPHS Guidance and Counseling Department



- You must fill out your “Green Sheet” to request each transcript you want sent to colleges.
- Transcript requests should be made two weeks prior to the deadline.
- Forms and deadlines are critical.
- Please note special deadlines for transcript requests around holidays.
 - ▣ Nov. 14th for Dec. 1st Deadline
 - ▣ Dec. 12th for Jan. 1st Deadline

Transcript Procedures



- Students should make an appointment to see their counselor when they are ready to submit applications.
- Transcript requests, submission of electronic applications, and submission of test scores should take place around the same time.

Overview of Deadlines/Terms



- Be aware of deadlines!
- Rolling Admissions
- Priority deadline--may also exist for PART I of an application
- Early Action or Early Decision (2 different meanings!)
- *Caution! Some schools might have combinations of all three types of admission deadlines

Deadlines...Seriously...

- You must allow **two weeks** to process your transcripts after the release form is turned in.
- Be aware of necessary supplements to the common application form or to the college's application.
- Be sure to set up appointments with your counselors to discuss your application process, essays and recommendations. Stop by the office if you need help! We love to see you!



ESSAY ESSAY ESSAY



- This is the part of the application that should demonstrate your personality, talents and creativity.
- It is a reflection about who you are—be honest and interesting!
- Show a scene or share a story that tells something unique about yourself. Show a side of yourself that your application doesn't reveal.

Write... Write...and Rewrite.

- Give your essay to your English teachers or other respected personnel for suggestions.
- Run these by your counselor. Exchange ideas and get feedback.



What the experts say.....



“Essays that have simple themes are personal and focused.” *Brown University*

“A good essay is one that gives the admission deans a deeper look at the student... beyond the numbers we see on a transcript.” *University of Virginia*

“A good essay helps us understand better what makes him or her tick.” *Harvard University*

Contact with the Colleges: Make yourself known! Show your interest!

See and talk to the college reps at:

- Class Period Meetings
 - Evening Sessions Held at Hotels.
 - Mini-Fairs sponsored by groups of schools.
 - Campus Visits (be certain to take an official tour through the Admissions' Offices).
 - Follow-up with e-mails and thank you notes (simple courtesies give mileage).
-
- See your counselor regarding campus tours during school hours

Financial Aid

- FAFSA

www.fafsa.gov

- CSS Profile

<https://profileonline.collegeboard.com>

- Private scholarship information can be found in Naviance and on the Guidance page of our website

- FASTWEB—Scholarship info at www.fastweb.com



Seniors interested in Financial Aid MUST complete FAFSA *after* Jan. 1, 2012



The First Application is Always the Hardest!



- The process is easier with better preparation, attention and organization.
- We know it seems overwhelming, but the Counseling Department is here to help.
- Chip away at that mountain!

“If I had to do it over again...”

(reflections from alumni)



- ❑ I would have started the whole process earlier.
- ❑ I would have visited more schools.
- ❑ I would have looked outside of the Northeast.
- ❑ I would have sat down and just plugged through it!
- ❑ I would have utilized the expertise of my school counselor more!

Final tips for Parents!



- Be supportive
- Be a sounding board
- Be a proofreader
- Ask your son/daughter “How may I help?”
- Monitor your son/daughter’s grades & attendance in **PowerSchool**
- *Be wary of Facebook and email “usernames”*